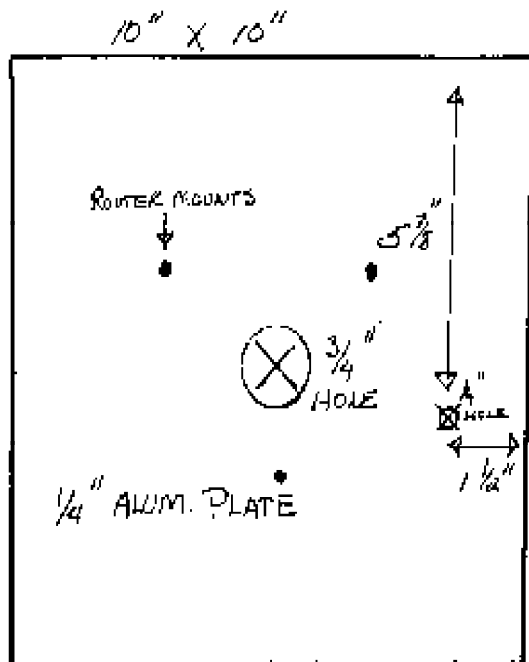

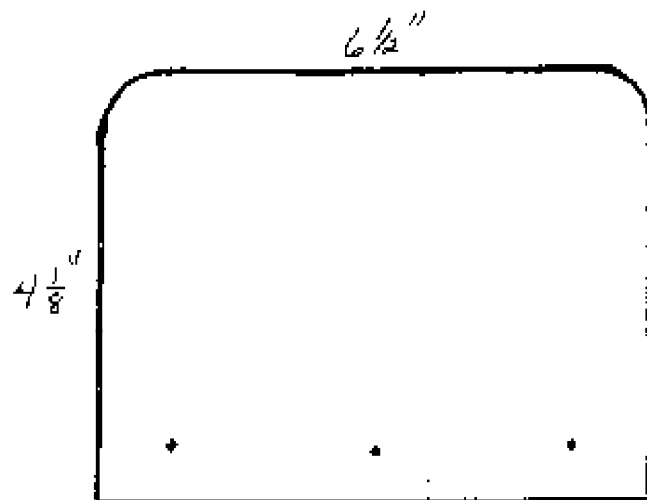


The Al Medved Beveler Plans

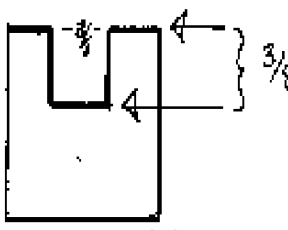
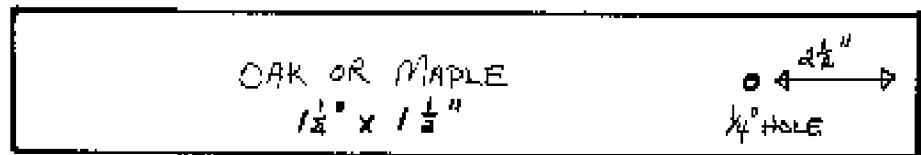
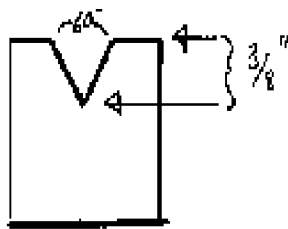





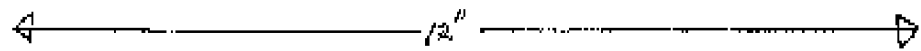
- MOUNT ROUTER TO ALUM. PLATE
- 2 MOUNTING HOLES ON TOP
- 1 ON BOTTOM
- 5/8" ROUTER BIT



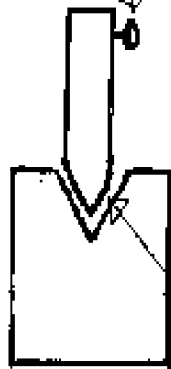
- 1/4" ACRYLIC SHEET
- MOUNT HOLD DOWNS ON THIS SHEET



1 1/2" X 1 1/2"



EYE SCREW FOR SPRING



HOLD DOWN

— 1/4" SQUARE BRASS

— 3/8" HEX BRASS

NEED 4

— 1/4" X 1 1/2" X .035

SPRING

NEED 4

TAPER HOLD DOWN FOR V GROOVE

